


R-Eco loan checklist



You have an ecological renovation project in mind?

Insulation, replacement of windows, roofing, etc...

Find all the documents you need to finance your project.

Before you start any work in your home, especially if it involves several items at the same time, it is crucial to obtain energy advice from a certified advisor. This advice will help you assess the energy performance of your home as well as suggest any necessary improvements. At the end of the appointment, your certified energy advisor will provide you with a report that is essential for further action.

Good to know! Independently of the appointment with a certified advisor, you can take advantage of free consultancy from Klima-Agence to guide you towards the solution best suited to your home and your consumption habits.



Step 1

Application for state aid Klimabonus

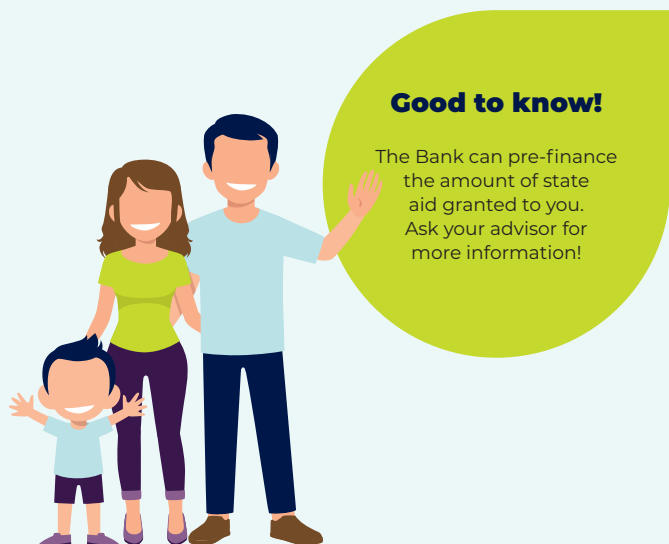
Once you have received the report from the certified energy advisor, you must apply to the Ministry of the Environment for an agreement in principle to confirm your eligibility for subsidies.

To obtain the list of documents required to apply for subsidies, you can visit the Klima-Agence website.

Step 2

Financing application with Banque Raiffeisen

With the agreement in principle from the Ministry of the Environment in hand, you can proceed with the financing application for your project with the Bank. A number of essential documents are required to put together your application.



- Valid identity document 
- Marriage certificate or civil partnership certificate 
- Proof of income for the past 3 months 
- Recent bank statements 
- Details of existing loans 
- Plans and quotes for any renovation work 
- Agreement¹ in principle to any state aid that may be available to finance the work in advance 

Step 3

Payment of financial aid

Once the work has been completed, you can request payment of the subsidies awarded.

For a list of the documents required to apply for the subsidies, visit the Klima-Agence website.



The documents listed on the Klima-Agence website are available in the Klimabonus RGD 2022 section at [guichet.lu](https://www.guichet.lu)



You can also simulate the amount of aid you will receive using the Klimabonus aid simulator.

¹ If already available.

R-Eco loan checklist



You have an energy installation project?

Heat pumps, solar panels, wood-fired boilers, etc

Find all the documents you need to finance your project.

To put together your financing application for an energy installation project, make sure you have the essential documents ready. This summary will help you put together your application efficiently by bringing together the key documents you need to provide. Your Banque Raiffeisen advisor will help you step by step to identify the most suitable financing solution for your project.



Step 1

Project study and request for a quote


The aim of this stage is to define your project in order to obtain quotes from craftsmen. Although not compulsory, energy advice from Klima-Agence is recommended: at the end of the appointment, you will get more information about the solution best suited to your home and your consumption habits. In any case, do not forget to ask the craftsman for a **detailed quote**.

Step 2

Financing application with Banque Raiffeisen

As soon as you have selected a quote, you can proceed with the financing application with the Bank. A number of essential documents are required to put together your application.



- Valid identity document 
- Marriage certificate or civil partnership certificate 
- Proof of income for the past 3 months 
- Recent bank statements 
- Details of existing loans 
- Plans and quotes for the planned renovation work 

Step 3

Carrying out the work

It is at this stage that your work will be carried out. Make sure you keep all the documents you will be given once the work has been completed. They will be essential for applying for your Klimabonus subsidies.

- Detailed invoices and proof of payment 
- Certificate of conformity for the installation issued by the installer 

Step 4

Application for state aid Klimabonus

Once the work has been completed, you can apply to Klima-Agence to confirm your eligibility for subsidies and obtain payment.

To obtain the list of documents required to apply for subsidies, you can visit the Klima-Agence website.



The documents listed on the Klima-Agence website are available in the Klimabonus RGD 2022 section at [guichet.lu](https://www.klima-agence.lu/guichet)



You can also simulate the amount of aid you will receive using the Klimabonus aid simulator.